



**STELLA MATUTINA COLLEGE OF EDUCATION  
(AUTONOMOUS)**

**ASHOK NAGAR, CHENNAI – 600 083**

**STUDENT SATISFACTION SURVEY  
ANALYSIS AND ACTION TAKEN REPORT**

**ACADEMIC YEAR 2023 – 2024**

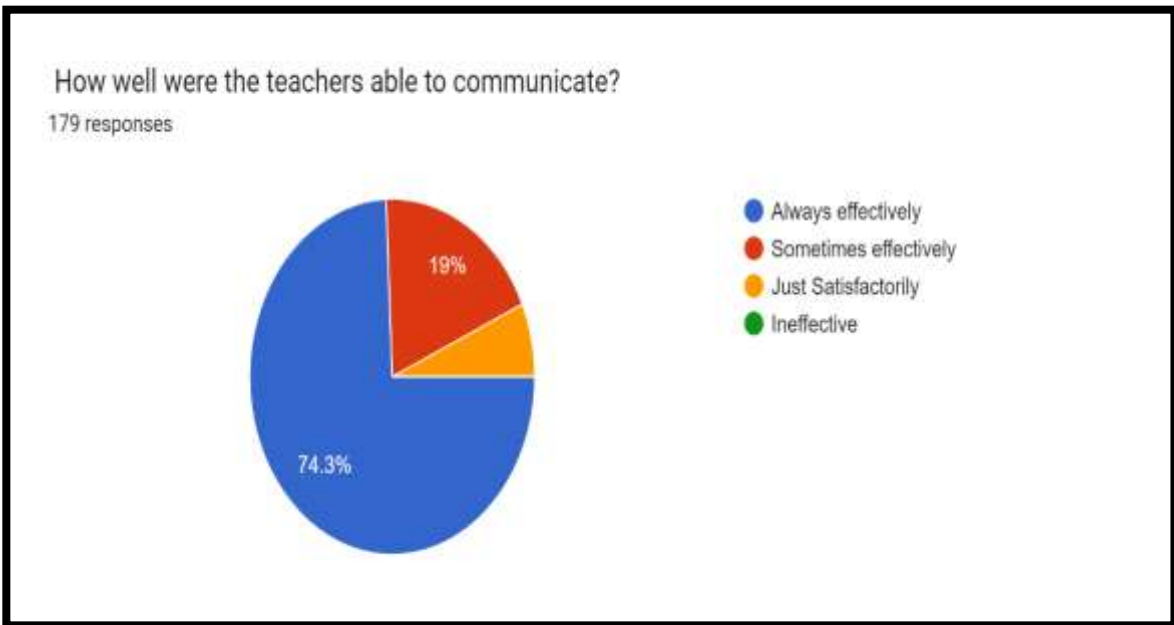
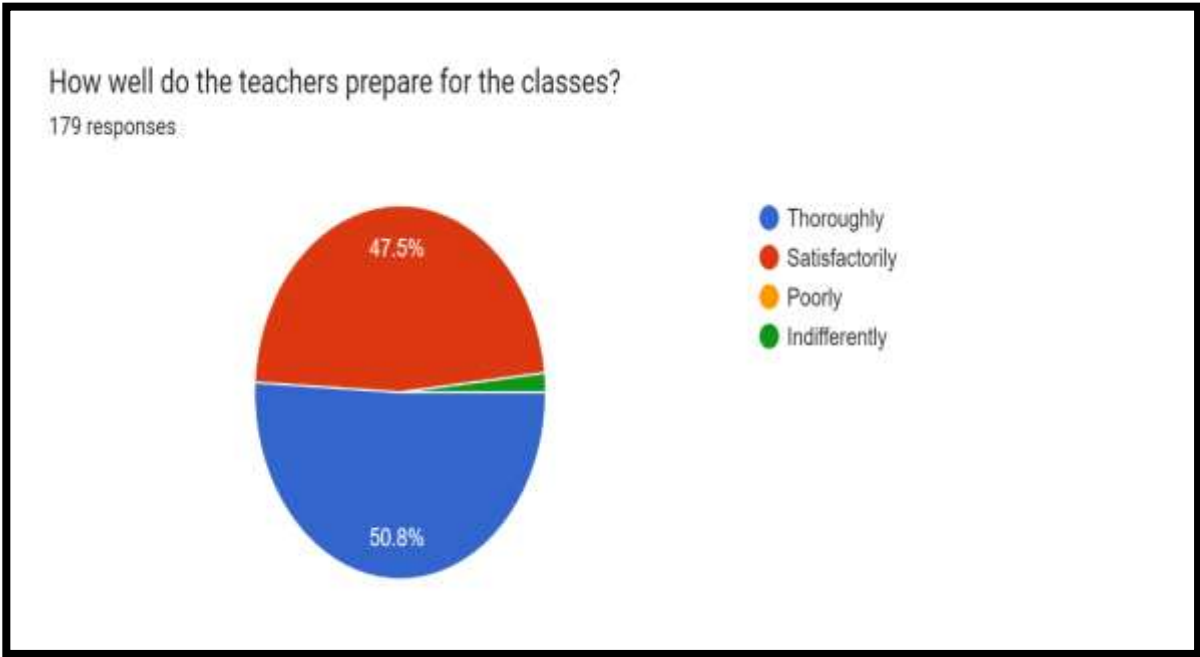
## Student Satisfaction Survey Questionnaire with Average Score

| Q.No. | Questions   | Options                      |
|-------|---|------------------------------|
| 1     | How well do the teachers prepare for the classes?   | Thoroughly (50.8%)           |
|       |   | Satisfactorily (47.5%)       |
|       |   | Poorly (0.6 %)               |
|       |   | Indifferently (1.7 %)        |
| 2     | Does the Curriculum enable you to get adequate knowledge in the relevant areas                | Yes (98.3 %)                 |
|       |   | No (1.7 %)                   |
| 3     | How well were the teachers able to communicate?   | Always effectively (80.3 %)  |
|       |   | Sometimes effectively (18 %) |
|       |   | Just Satisfactorily (1.7 %)  |
|       |   | Ineffective                  |
| 4     | The teacher's approach to teaching can best be described as                                   | Excellent (58.1 %)           |
|       |   | Good (41.3 %)                |
|       |   | Fair (0.6%)                  |
|       |   | Poor                         |
| 5     | The assessment during internship is done in regular intervals.                                | Excellent (48.6 %)           |
|       |   | Good (48.6 %)                |
|       |   | Fair (2.8 %)                 |
|       |   | Poor                         |
| 6     | The pre-preparation for internship is adequate.   | Excellent (48%)              |
|       |   | Good (47.5 %)                |
|       |   | Fair (4.5 %)                 |
|       |   | Poor                         |
| 7     | Teachers inform you about your expected competencies, course outcomes and programme outcomes. | Every Time (50.3%)           |
|       |   | Always (40.2%)               |
|       |   | Usually (6.7%)               |
|       |   | Occasionally (2.8 %)         |
| 8     | Your mentor does a necessary follow-up with an assigned task to you.                          | Every Time (37.4%)           |
|       |   | Always (37.6 %)              |
|       |   | Usually (11.7 %)             |
|       |   | Occasionally (3.4 %)         |

|    |  |                     |
|----|--|---------------------|
| 9  | The teachers illustrate the concepts through examples and applications.  | Every Time 45.8%    |
|    |  | Always 41.9%        |
|    |  | Usually 9.5 %       |
|    |  | Occasionally 2.8 %  |
| 10 | Was your performance in assignments discussed with you?  | Every Time 38.5%    |
|    |  | Always 46.4%        |
|    |  | Usually 11.2 %      |
|    |  | Occasionally 3.9%   |
| 11 | The teachers identify your strengths and encourage you.  | Every Time 40.2%    |
|    |  | Always 45.3 %       |
|    |  | Usually 12.3%       |
|    |  | Occasionally 2.2%   |
| 12 | The institution encourages students to participate in Co-curricular activities and Sports  | Every Time 47.5%    |
|    |  | Always 44.1%        |
|    |  | Usually 7.3%        |
|    |  | Occasionally 1.1%   |
| 13 | What percentage of teachers use ICT tools such as Smart board, LCD projector, Multimedia etc. while teaching?                                    | Above 90% 49.2%     |
|    |  | 70 to 89% 45.8%     |
|    |  | 50 to 69% 5%        |
|    |  | 30 to 49%           |
| 14 | Fairness of the internal evaluation process by the teachers.   | Always Fair 46.4%   |
|    |  | Usually Fair 46.4%  |
|    |  | Sometimes Fair 7.3% |
|    |  | Sometimes Unfair    |
| 15 | The institution takes active interest in promoting internship, organizing various workshops, seminars and field visit opportunities for students | Regularly 74.3%     |
|    |  | Often 21.8%         |
|    |  | Sometimes 2.8%      |
|    |  | Rarely 1.1%         |
| 16 | The teaching and mentoring process in your institution facilitates you in cognitive, social and emotional growth.                                | Significantly 41.9% |
|    |  | Very Well 50.8%     |
|    |  | Moderately 6.7%     |
|    |  | Marginally 0.6%     |

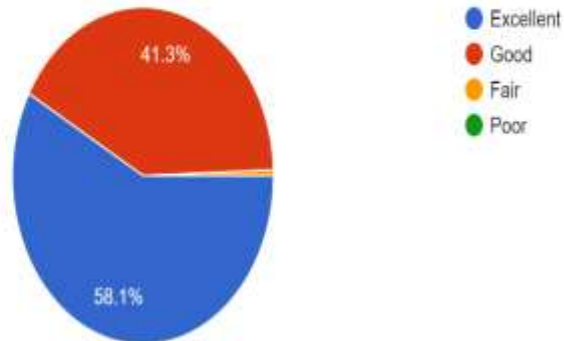
|    |  |                         |
|----|--|-------------------------|
| 17 | The institution provides multiple opportunities to learn and grow.   | Strongly agree 51.4%    |
|    |  | Agree 43.6%             |
|    |  | Neutral 3.9%            |
|    |  | Disagree 1.1%           |
|    |  | Strongly disagree       |
| 18 | The teacher educators use student centric methods, such as experiential learning, participative learning and problem-solving methodologies for enhancing learning experiences. | To a great extent 60.3% |
|    |  | Moderate 36.3%          |
|    |  | Somewhat 1.1%           |
|    |  | Very Little 2.2%        |
| 19 | Efforts are made by the teacher educators to inculcate soft skills, life skills and employability skills to make you ready for the world of work                               | To a great extent 60.9% |
|    |  | Moderate 34.1%          |
|    |  | Somewhat 2.8%           |
|    |  | Very Little 2.2%        |
| 20 | The college provides a conducive atmosphere for teaching –learning process to a great extent.  | To a great extent 64.8% |
|    |  | Moderate 33%            |
|    |  | Somewhat 2.2%           |
|    |  | Very Little             |
| 21 | The college provides free wi-fi and high end computer facilities for Research.   | To a great extent 41.3% |
|    |  | Moderate 39.1%          |
|    |  | Somewhat 11.7%          |
|    |  | Very Little 7.8%        |
| 22 | The college provides clean atmosphere and water facilities all through the year.   | To a great extent 76.4% |
|    |  | Moderate 19.1%          |
|    |  | Somewhat 3.9%           |
|    |  | Very Little 0.6%        |
| 23 | The college provides clean atmosphere and water facilities all through the year.   | To a great extent 66.5% |
|    |  | Moderate 27.9%          |
|    |  | Somewhat 3.9%           |
|    |  | Very Little 1.7%        |
| 24 | All the classrooms in the institution are equipped with LCD projectors   | To a great extent 57%   |
|    |  | Moderate 34.1%          |

|    |  |                     |
|----|--|---------------------|
|    |  | Somewhat 5.6%       |
|    |  | Very Little 3.4%    |
| 25 | There are respective Laboratory facilities for Psychology, Language and Sciences | Significantly 42.5% |
|    |  | Very Well 48.6%     |
|    |  | Moderately 8.4%     |
|    |  | Marginally 0.6%     |



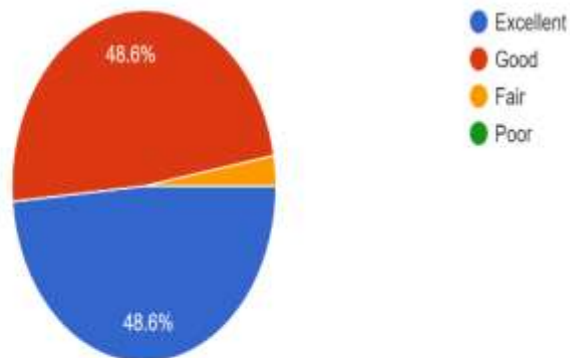
The teacher's approach to teaching can best be described as

179 responses



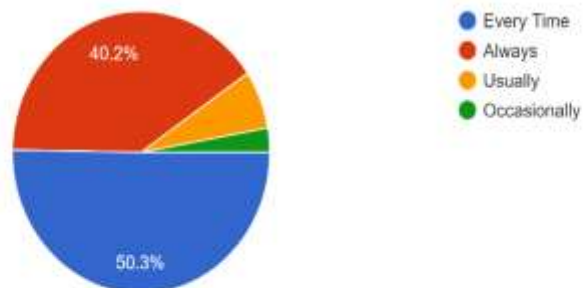
The assessment during internship is done in regular intervals.

179 responses



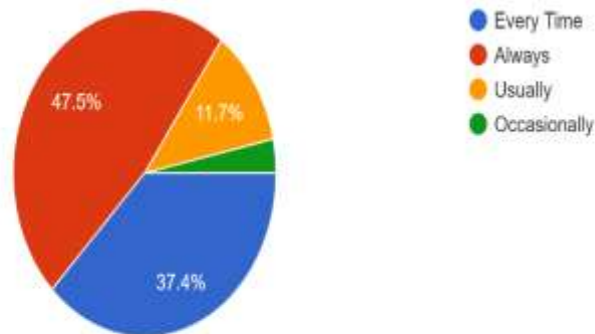
Teachers inform you about your expected competencies, course outcomes and programme outcomes.\*

179 responses



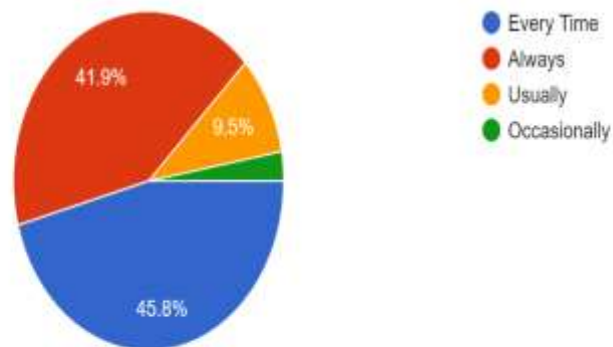
Your mentor does a necessary follow-up with an assigned task to you.

179 responses



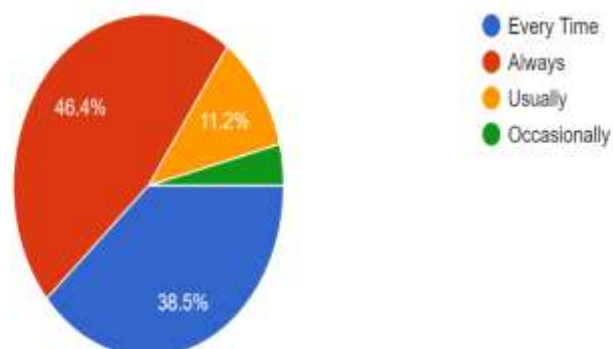
The teachers illustrate the concepts through examples and applications.

179 responses



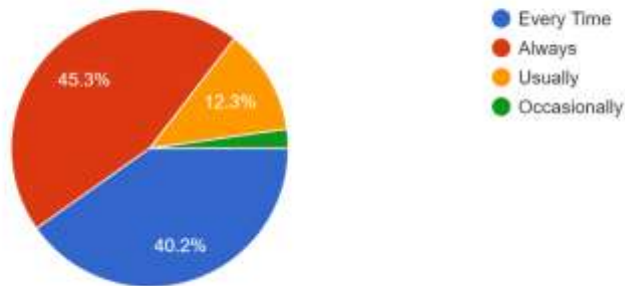
Was your performance in assignments discussed with you?

179 responses



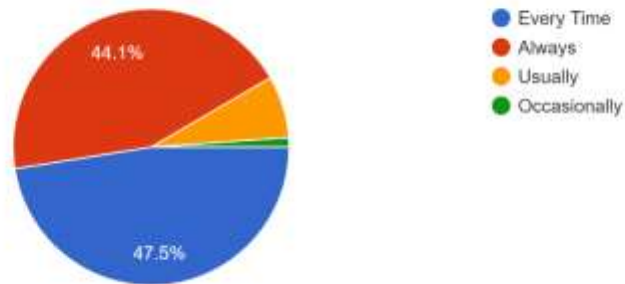
The teachers identify your strengths and encourage you.

179 responses



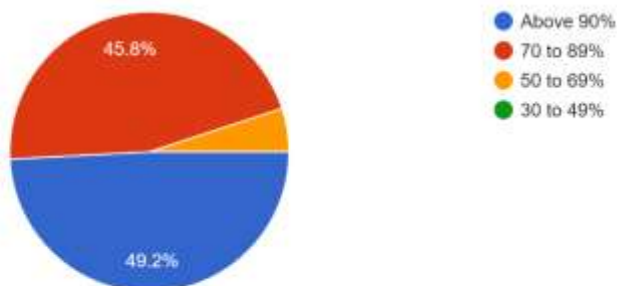
The institution encourages students to participate in Co-curricular activities and Sports.

179 responses



What percentage of teachers use ICT tools such as Smart board, LCD projector, Multimedia etc. while teaching?

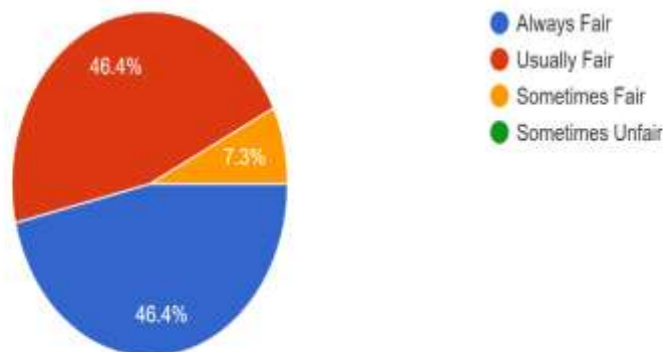
179 responses





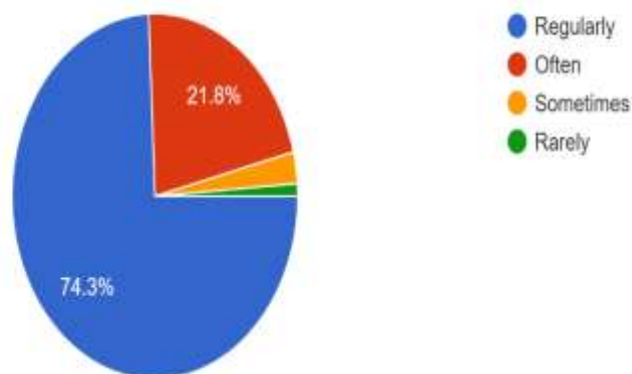
Fairness of the internal evaluation process by the teachers.

179 responses



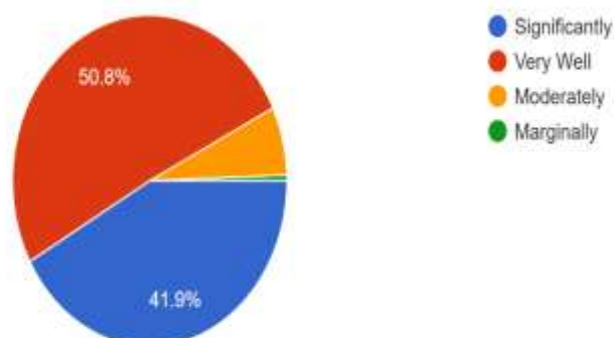
The institution takes active interest in promoting internship, organizing various workshops, seminars and field visit opportunities for students

179 responses



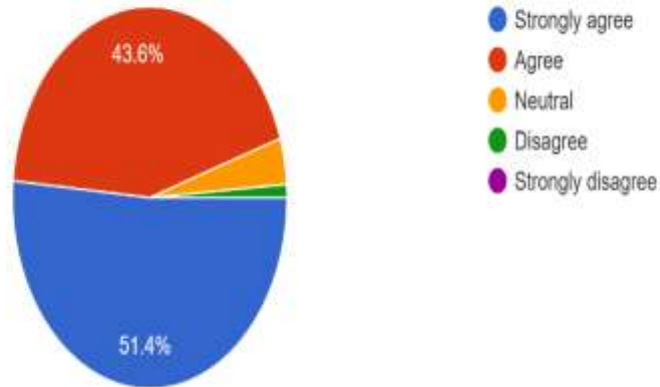
The teaching and mentoring process in your institution facilitates you in cognitive, social and emotional growth.

179 responses



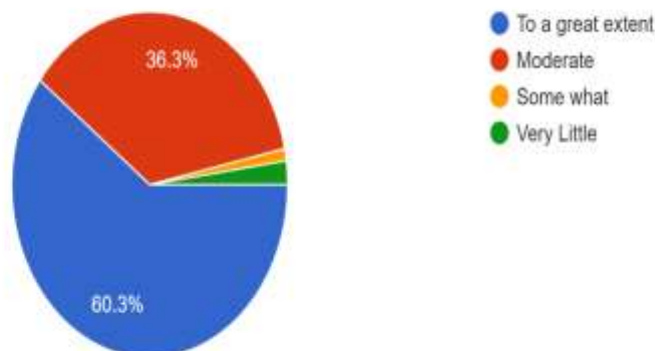
The institution provides multiple opportunities to learn and grow.

179 responses



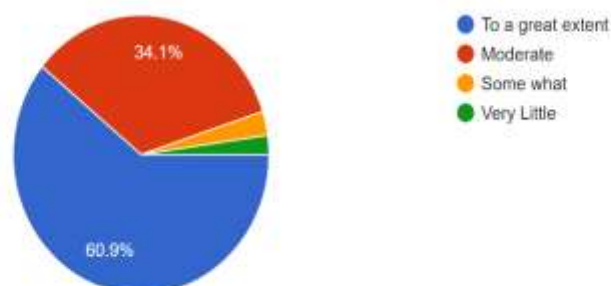
The teacher educators use student centric methods, such as experiential learning, participative learning and problem solving methodologies for enhancing learning experiences.

179 responses



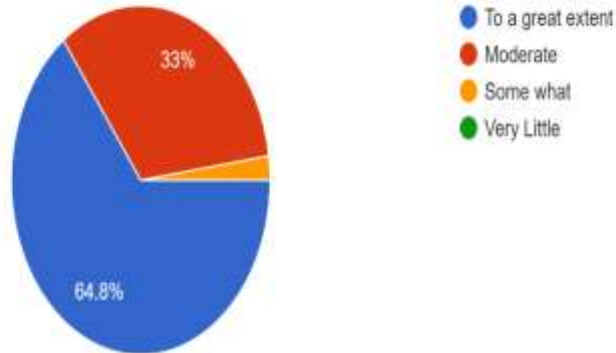
Efforts are made by the teacher educators to inculcate soft skills, life skills and employability skills to make you ready for the world of work.

179 responses



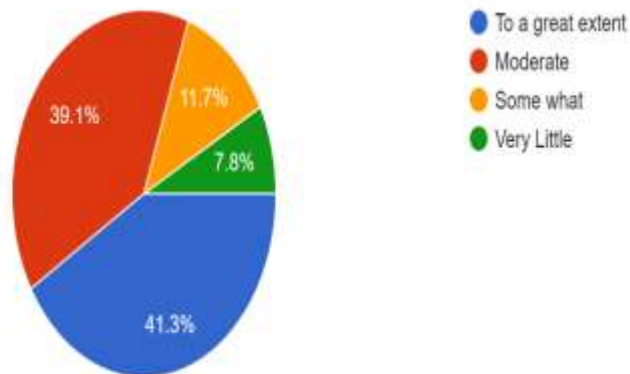
The college provides a conducive atmosphere for teaching –learning process to a great extent.

179 responses



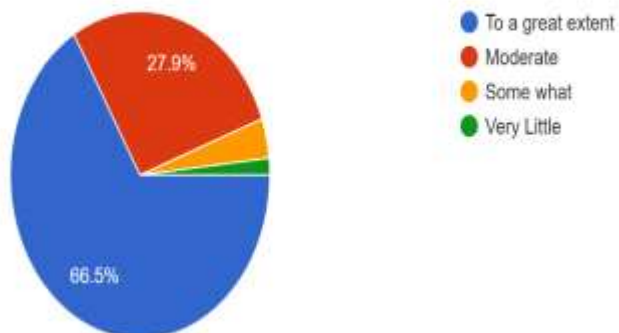
The college provides free wi-fi and high end computer facilities for Research.

179 responses



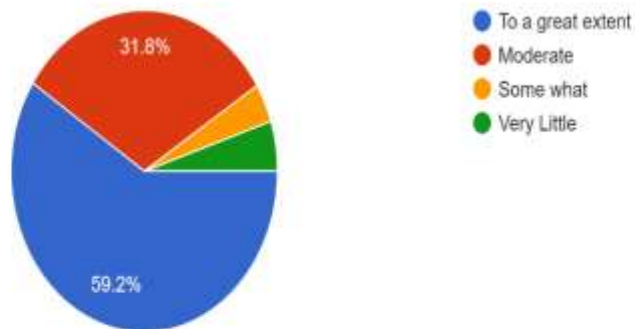
The college provides clean atmosphere and water facilities all through the year.

179 responses



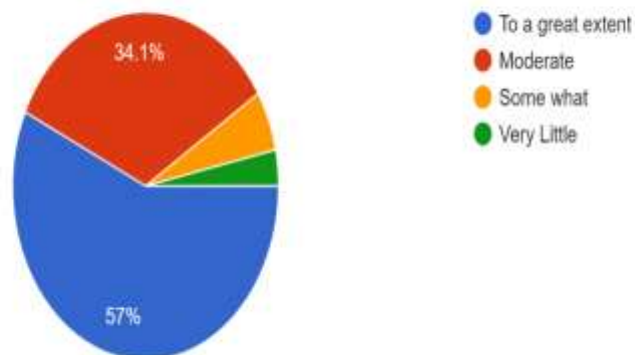
The Library facility is provided with inflibnet, books and journals.

179 responses



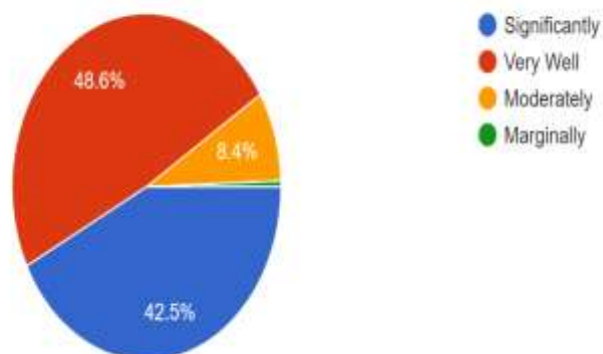
All the classrooms in the institution are equipped with LCD projectors.

179 responses



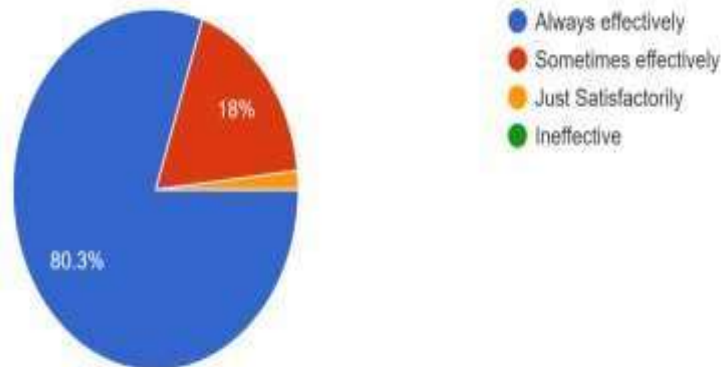
There are respective Laboratory facilities for Psychology, Language and Sciences.

179 responses



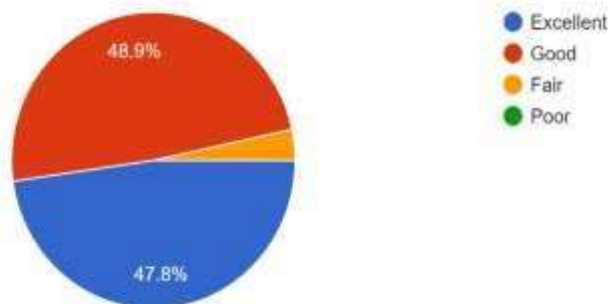
How well were the teachers able to communicate?

178 responses



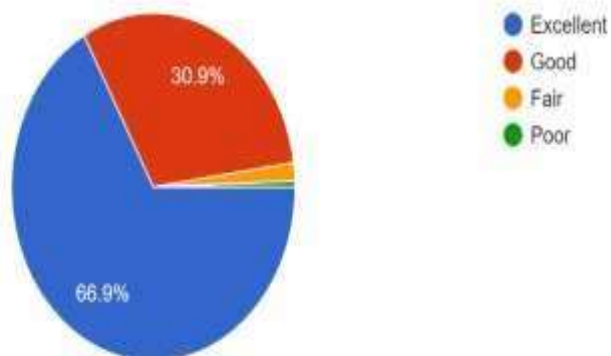
The assessment during internship is done in regular intervals.

178 responses



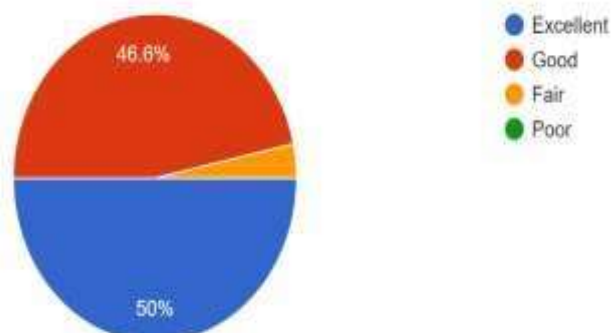
The teacher's approach to teaching can best be described as

178 responses



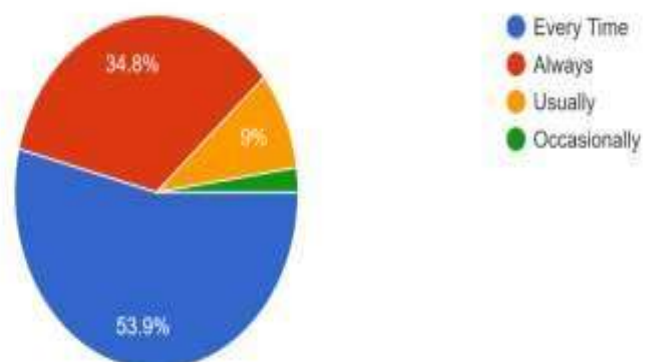
The pre-preparation for internship is adequate.

178 responses



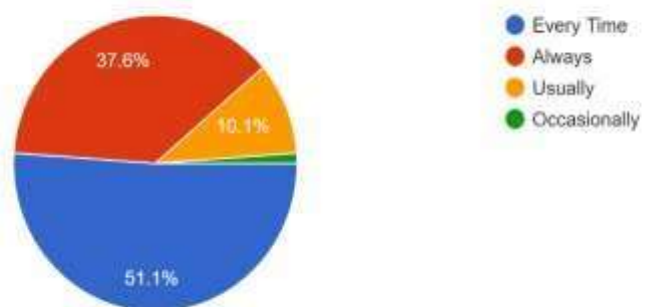
Teachers inform you about your expected competencies, course outcomes and programme outcomes.\*

178 responses



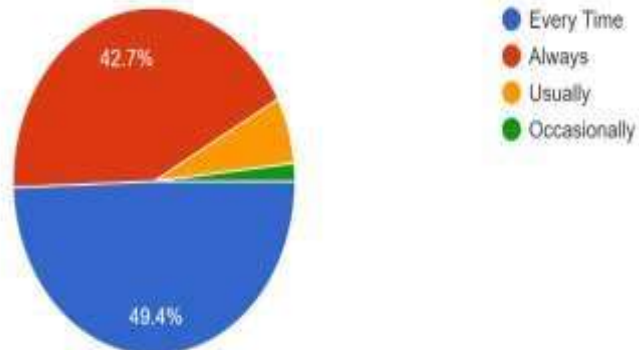
Your mentor does a necessary follow-up with an assigned task to you.

178 responses



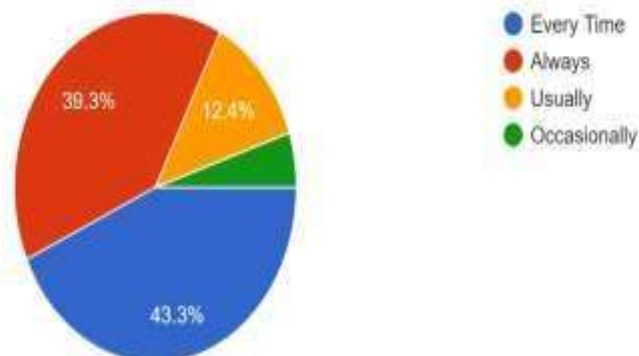
The teachers illustrate the concepts through examples and applications.

178 responses



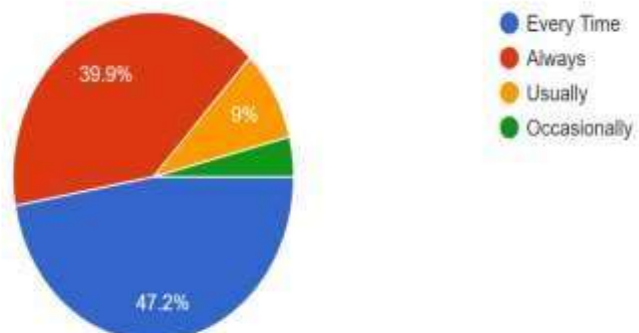
Was your performance in assignments discussed with you?

178 responses



The teachers identify your strengths and encourage you.

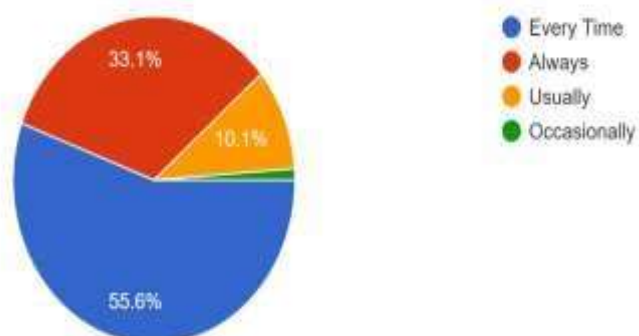
178 responses





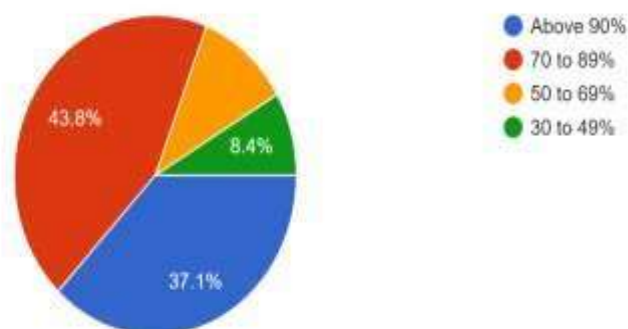
The institution encourages students to participate in Co-curricular activities and Sports.

178 responses



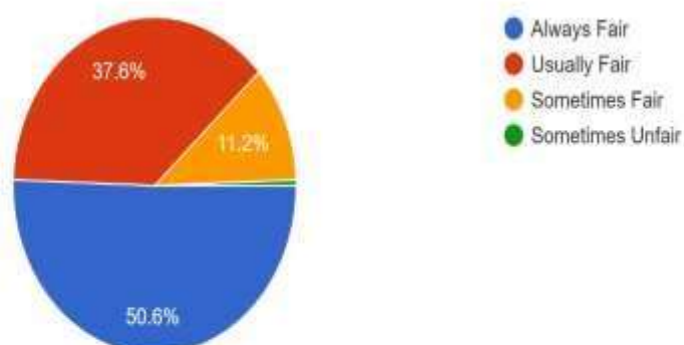
What percentage of teachers use ICT tools such as Smart board, LCD projector, Multimedia etc. while teaching?

178 responses



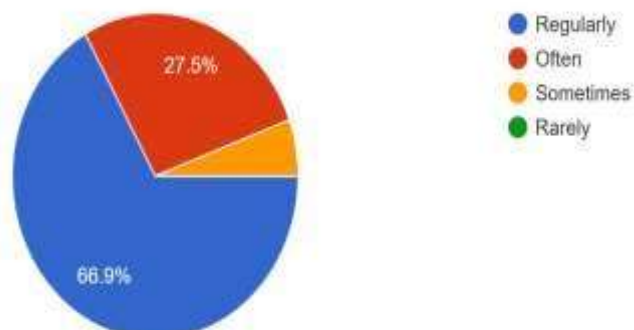
Fairness of the internal evaluation process by the teachers.

178 responses



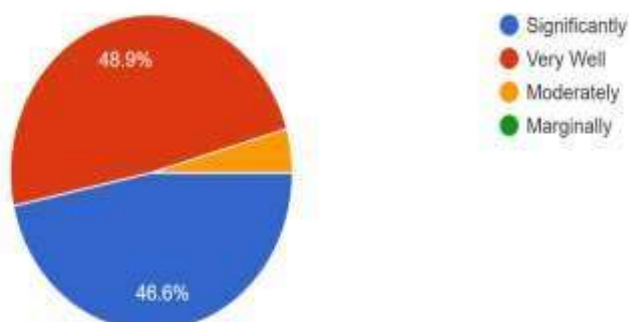
The institution takes active interest in promoting internship, organizing various workshops, seminars and field visit opportunities for students

178 responses



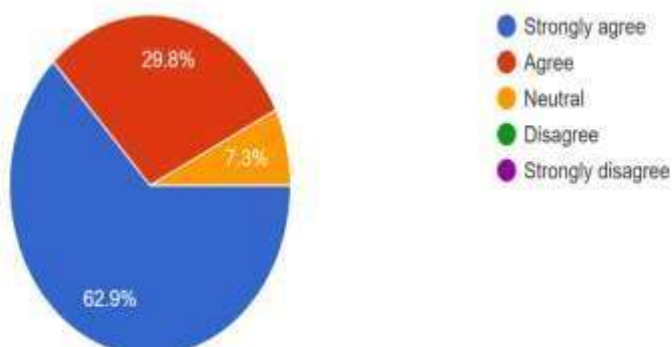
The teaching and mentoring process in your institution facilitates you in cognitive, social and emotional growth.

178 responses



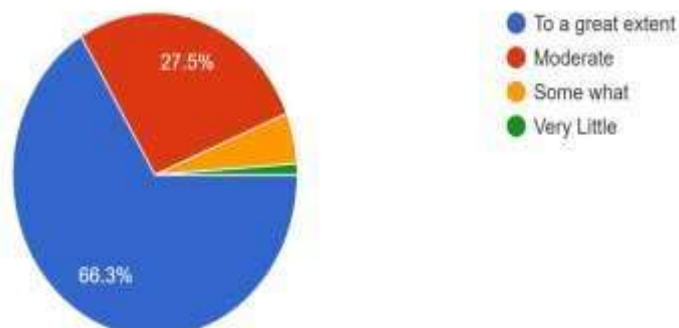
The institution provides multiple opportunities to learn and grow.

178 responses



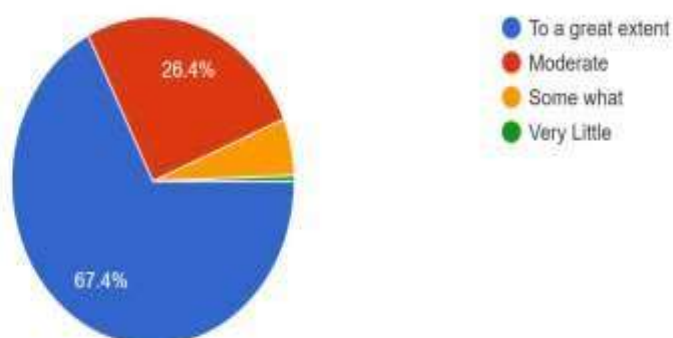
The teacher educators use student centric methods, such as experiential learning, participative learning and problem solving methodologies for enhancing learning experiences.

178 responses



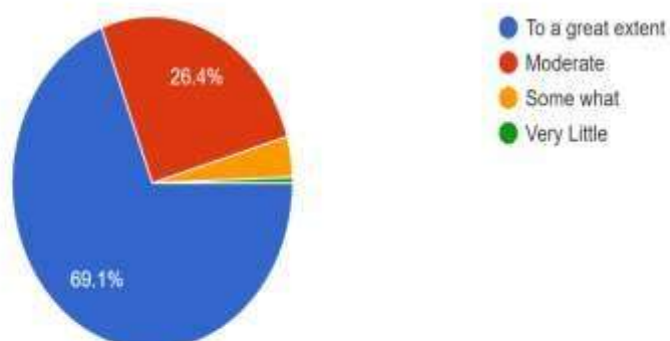
Efforts are made by the teacher educators to inculcate soft skills, life skills and employability skills to make you ready for the world of work.

178 responses



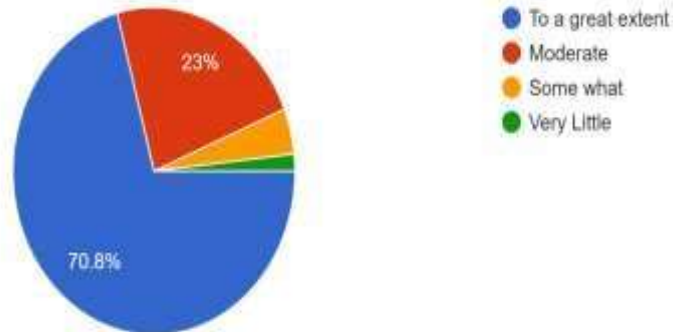
The college provides a conducive atmosphere for teaching –learning process to a great extent.

178 responses



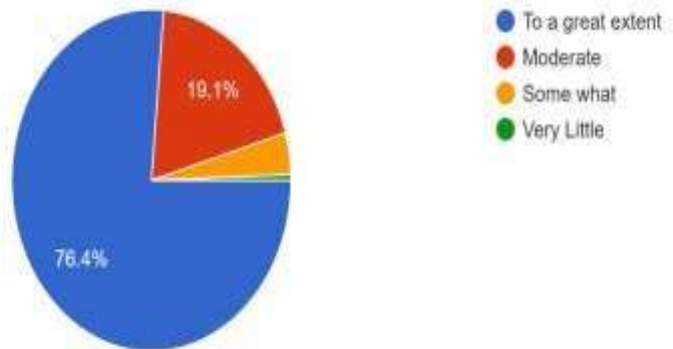
The college provides high end computer facilities for learning.

178 responses



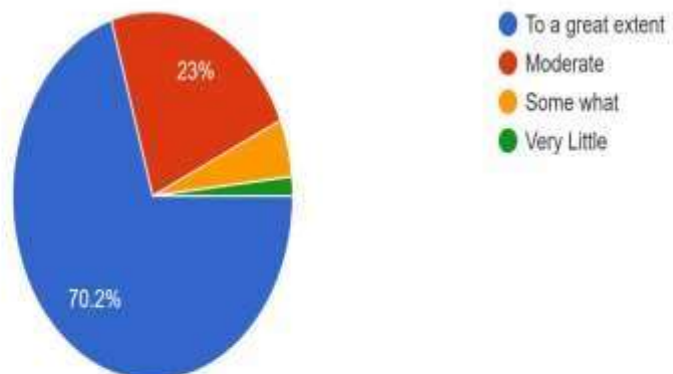
The college provides clean atmosphere and water facilities all through the year.

178 responses



The Library facility is provided with inflibnet, books and journals.

178 responses



## **Observation/suggestions to improve the overall teaching – learning experience**

A structured questionnaire was administered to the students through Google Forms, with their responses systematically recorded and documented in an Excel spreadsheet. The collected data were analyzed using various graphical representation techniques to extract meaningful insights. Based on the feedback obtained, the majority of students expressed a positive perception of the teaching and learning process. They acknowledged being offered a wide array of opportunities to engage in diverse activities, both academic and extracurricular, that contributed significantly to their overall knowledge acquisition.

In terms of the use of information and communication technology (ICT) in education, a notable portion of students highlighted that while technology is being utilized, only a limited number of teachers demonstrate advanced proficiency in applying ICT tools effectively. Despite this, students expressed satisfaction with the institution's efforts to provide a robust and dynamic learning environment. The feedback emphasized their contentment with the quality of education, opportunities for engagement, and the overall learning platform offered by the institution, which fosters both academic excellence and holistic development.

*Catherine*  
Principal  
Stella Matutina College  
of Education  
Ashok Nagar,  
Chennai - 600 083